

BOWEN BIN

Bins » Bin Stations




Designed by: **Botton + Gardiner**

BOWEN BIN

Bins » Bin Stations




Laminex® Laminate
Licorice Linea



Laminex® Laminate
Natural Walnut



Laminex® Laminate
Elegant Oak



Laminex® Laminate
Classic Oak



Laminex® Laminate
Calm Oak



Laminex® Laminate
Seasoned Oak




Laminex® Laminate
Black



Laminex® Laminate
Charcoal



Laminex® Laminate
Lava Grey



Laminex® Laminate
Limed Concrete



Laminex® Laminate
Figured Limestone



Laminex® Laminate
White Valencia



Stainless Steel Satin
Finish



BOWEN BIN

Bins » Bin Stations

Compact single, double bin stations with tray return, ideal for food courts. 120L capacity. Wide range of compact laminate options available.

Description With a simple, minimal aesthetic, the Bowen bin station is compact in nature while allowing for hygienic, contact-free waste disposal at a competitive price point. With a tray return and a range of limiter chutes to select from, Bowen can be used as a single or double unit, making it ideal for food courts, food outlets and canteens. Finishes include a wide range of compact laminate colours and textures to complement indoor or undercover environments.

Made In Australia

Dimensions 560mmW x 640mmD x 1375mmH
Garbage limiter 300mmW
Recycling limiter 150mm DIA
Internal chute 300mm SQ
For double bin station units, simply place singles side by side.

Capacity Single bin station: 1 x 120L wheelie bin included

Signage Engraved enamel filled signage is included on units with the garbage or recycling limiter panels for sorting at point of disposal, saving time and cost.
Optional vinyl decals can be added to the open chute on request.

Finishes Body + Optional Limiter Panel
Indoor
Compact laminate

Outdoor Undercover
Alfresco compact laminate

Colours
Choose from our preselected Laminex colours or custom specify your own

Internal Chute
Stainless steel, satin polished

Fittings
D handles for easy opening, commercial strength magnetic catches and heavy duty commercial butt hinges

Signage on Limiter Panel Designs
Engraved enamel filled lettering

BOWEN BIN

Bins » Bin Stations

Sustainability	<p>Certified Materials We use laminates that carry internationally recognised Environmental Product Declarations (EPDs).</p> <p>Recycled Materials We locally source our steel. It means we know it uses recycled content and is 100% recyclable.</p>
Warranty	5-year warranty. View the warranty for more details.
Lead Time	3-4 weeks
Assembly & Delivery	Shipped fully assembled on pallets.
Fixing Detail	Surface fixed by others. Anchors not included.
How to Specify	Choose your layout - single bins used solo or placed together as doubles Select your chute type - open, garbage or recycling Select your body colour

BOWEN BIN

Bins » Bin Stations

Care Instructions

Laminates | Laminex®

A damp cloth will remove spills and greasy spots. Rub with a clean dry cloth to bring back brightness. Occasionally clean with mild dishwashing detergent. To remove heavy build-up of dirt use cleaners such as Mr Muscle, Windex or Ajax Spray n Wipe spray cleaners.

Do not use strongly acidic, alkaline cleaners or bleach for normal cleaning as these might etch the surface.

Stainless Steel

Wash the surface regularly using warm water containing soap or mild detergents and rinse the surface with fresh water after cleaning.

When polishing the surface with a soft dry cloth to ensure all moisture is removed, follow the direction of the grain finish.

Use a brush or soft damp cloth to remove loose deposits. Use a cream cleanser and soft cloth for difficult deposits.

Use "Star Brite Rust Stain Remover" to remove tea staining and "Star Brite Chrome & Stainless Steel Polish" to protect the surface after cleaning.

Never use cleaners containing harsh abrasives or high bleach contents. Prolonged contact with chlorine-based cleaners will cause surface pitting, which cannot be repaired.

Never use abrasive materials such as scouring pads, steel wool or metallic scrapers.

For stubborn stains or where "deep cleaning" is required, a mild abrasive cleaner or rust remover may be required.

Additional Comments

The contact-free waste disposal via the large opening or fixed limiter panels is hygienic and keeps customer safety front of mind.

The compact body is non-absorbent, preventing mop water from waterlogging and deteriorating the bin panels.

D handles for easy opening with commercial strength magnetic catches.

Heavy duty butt hinges will keep your doors level and issue-free throughout the life of the bin.
