

AVOCA BIN

Bins » Litter Bins



Designed by: **Botton + Gardiner**

AVOCA BIN

Bins » Litter Bins




Hardwood Blackbutt
UV-Resistant Oil



Hardwood Spotted
Gum UV-Resistant
Oil



Hardwood Merbau
UV-Resistant Oil



Hardwood Mixed Red
UV-Resistant Oil Pine



Hardwood Mixed Red
UV-Resistant Oil
Mahogany






Hardwood Mixed Red
UV-Resistant Oil
Ebony



Hardwood Vic Ash
UV-Resistant
Lacquered Internal
Use Only



Stainless Steel Satin
Finish



AVOCA BIN

Bins » Litter Bins

Modern litter bin for indoors and out. Single, double, triple waste channels. Cladding in 6 hardwood batten colours. Stainless-steel lid and plinth.

Description	The reuleaux triangle-shaped Avoca litter bin features soft curves that gives it a relaxed fit with any space. Equally at home indoors or outdoors, the shape cleverly allows for the option of single, dual or triple waste channels inside a single compact footprint. Clear signage is easily recognisable by customers and saves labour in waste management. Finishes include cladding in 6 hardwood batten colours in a variety of profiles combined with a satin-polished stainless-steel lid and plinth.
Made In	Australia
Dimensions	580mmW x 560mmD x 820mmH For chute sizes see dimensions in downloads tab.
Capacity	Single 90L polyethylene liner (internal use) or 55L galvanised steel liner (external use) Double 1 x 30L, 1 x 60L galvanised steel liners Triple 3 x 40L galvanised steel liners
Batten Type	Hardwood Exterior: Blackbutt, Spotted Gum, Mixed Red - Pine, Mahogany, Ebony Oil Interior: Lacquered Vic Ash in a rectangular, bump or flute-shaped batten
Frame	Stainless steel, satin polished
Signage	Vinyl decals or engraved enamel filled text, standard or custom designs available.

AVOCA BIN

Bins » Litter Bins

Finishes

Lid

3mm stainless steel, satin polished

Body

Exterior

Hardwood battens: Blackbutt, Spotted Gum or Mixed Red - Pine, Mahogany, Ebony oil finish

Interior

Hardwood battens: Lacquered Vic Ash in a rectangular, bump or flute-shaped batten

Plinth

Stainless steel, satin polished

Sustainability

Certified Hardwood

All hardwood is sourced from sustainable forests certified by the Program for the Endorsement of Forest Certification (PEFC), the world's largest forestry certification system.

Recycled Materials

We locally source our steel. It means we know it uses recycled content and is 100% recyclable.

Low Pollutants

Our powder-coating process doesn't emit Volatile Organic Compounds (VOCs) and has Environmental Product Declarations (EPDs).

Warranty

5-year warranty. View the [warranty](#) for more details.

Lead Time

6-8 weeks

Assembly & Delivery

Shipped fully assembled on pallets.

Fixing Detail

Freestanding or surface fixed by others.
Anchors not included.

How to Specify

Select your capacity
Select your signage type
Select your slat finish
Select your fixing type

AVOCA BIN

Bins » Litter Bins

Care Instructions

Hardwood

Cleaning

Remove any loose surface deposits with a soft bristled brush and wipe down with fresh water and a non-abrasive cloth.

Oiling

Oiling of timber will postpone natural greying, repel moisture, improve mould resistance, help maintain a smooth surface texture and enhance the grain and colour.

To maintain, lightly sand rough areas of timber and brush on one coat of timber decking oil every 6 months or as required.

Stainless Steel

Wash the surface regularly using warm water containing soap or mild detergents and rinse the surface with fresh water after cleaning.

When polishing the surface with a soft dry cloth to ensure all moisture is removed, follow the direction of the grain finish.

Use a brush or soft damp cloth to remove loose deposits. Use a cream cleanser and soft cloth for difficult deposits.

Use "Star Brite Rust Stain Remover" to remove tea staining and "Star Brite Chrome & Stainless Steel Polish" to protect the surface after cleaning.

Never use cleaners containing harsh abrasives or high bleach contents. Prolonged contact with chlorine-based cleaners will cause surface pitting, which cannot be repaired.

Never use abrasive materials such as scouring pads, steel wool or metallic scrapers.

For stubborn stains or where "deep cleaning" is required, a mild abrasive cleaner or rust remover may be required.

Additional Comments

Manage recycling by splitting your waste streams.

Chutes act as limiters to signal recycling and save labour in sorting.
