

JULIE ARMCHAIR


Seating » Armchairs



Designed by: **Botton + Gardiner**

JULIE ARMCHAIR

Seating » Armchairs



Baresque Chamois
Upholstery Fabric
Espresso



Baresque Chamois
Upholstery Fabric
Truffle



Baresque Chamois
Upholstery Fabric
Mahogany



Baresque Chamois
Upholstery Fabric
Cappuccino




Baresque Chamois
Upholstery Fabric
Cognac



Baresque Chamois
Upholstery Fabric
Luggage



Baresque Chamois
Upholstery Fabric
Camel



Baresque Chamois
Upholstery Fabric
Storm



Baresque Chamois
Upholstery Fabric
Antelope



Baresque Chamois
Upholstery Fabric
Elephant



Baresque Chamois
Upholstery Fabric
Cashew



Baresque Chamois
Upholstery Fabric
Fawn



Baresque Chamois
Upholstery Fabric
Bone




Baresque Chamois
Upholstery Fabric
Fog




Baresque Chamois
Upholstery Fabric
Pewter




Baresque Chamois
Upholstery Fabric
Patina



Baresque Chamois
Upholstery Fabric
Charcoal



Baresque Chamois
Upholstery Fabric
Cinnamon




Baresque Chamois
Upholstery Fabric
Bordeaux




Baresque Chamois
Upholstery Fabric
Salsa




Baresque Chamois




Baresque Chamois



Baresque Chamois



Baresque Chamois




Baresque Chamois

JULIE ARMCHAIR

Seating » Armchairs

Upholstery Fabric
Molten




Baresque Chamois
Upholstery Fabric
Paradise

Upholstery Fabric
Black



Baresque Chamois
Upholstery Fabric
Mallard

Upholstery Fabric
Navy



Baresque Chamois
Upholstery Fabric
Sassafrass

Upholstery Fabric
Indigo



Upholstery Fabric
Cerulean



JULIE ARMCHAIR

Seating » Armchairs

An elegant armchair with gently curved arms is ideal for a wide range of commercial settings. Wide selection of fabrics to suit your interior space.

Description With its elegant lines and gently curved arms the Julie armchair is a must have contemporary piece. The solid hardwood legs bring a classic elegance to a commercial environment. The comfortable and supportive high back and lower arms ensures Julie is perfect for use in any environment but especially ideal for an infant feeding chair in shopping centre parents rooms. Available with a co-ordinating sofa. Made to order locally in Sydney to your fabric specification with a low lead time.

Made In Australia

Dimensions 800mmW x 850mmD x 1020mmH
Seat height: 450mm
Arm height: 620mm

Fabric Amount Required 4.8m based on one plain fabric 137cm wide

Finishes [Upholstery Fabrics](#)
Specify a [Baresque upholstery fabric](#) or supply your own to be approved by us to ensure it is fit for purpose.

[Baresque](#)

[Chamois:](#)

Espresso, Truffle, Mahogany, Cappuccino, Cognac, Luggage, Camel, Storm, Antelope, Elephant, Cashew, Fawn, Bone, Fog, Pewter, Patina, Charcoal, Cinnamon, Bordeaux, Salsa, Molten, Black, Navy, Indigo, Cerulean, Paradise, Mallard, Sassafrass

A wider selection of materials + finishes is available.

Seat legs: Tasmanian oak, natural finish

Sustainability Certified Materials
All hardwood is sourced from sustainable forests certified by the Program for the Endorsement of Forest Certification (PEFC), the world's largest forestry certification system.

Warranty 2-year warranty. View the [warranty](#) for more details.

Lead Time 6-8 weeks

Assembly & Delivery Shipped fully assembled on pallets.

JULIE ARMCHAIR

Seating » Armchairs

Fixing Detail Supplied with glides for loose use as standard.

How to Specify Select your fabric

Care Instructions Baresque Upholstery Fabrics

Use a cloth with any of the following in preferred order of use:

1. Clear warm water
2. Mild solution of liquid detergent and warm water
3. Isopropyl Alcohol (rubbing alcohol)

Remove any detergent with a clean, damp cloth. Gently pat dry.

For more difficult stains, dampen a soft white cloth with a solution of household bleach (mix 10% bleach with 90% water). Rub gently. Rinse with a water dampened cloth to remove bleach concentration.

Do not use solvent based or concentrated abrasive cleaning agents, lacquer thinners or nail polish remover as these may cause discolouration over a period of time.

Always test in an inconspicuous area first.
