

WHITEHAVEN BIN + CLEANERS CUPBOARD

Bins » Bin Stations



Designed By: **Botton + Gardiner**

Applications: **Indoor, Outdoor**

WHITEHAVEN BIN + CLEANERS CUPBOARD

Bins » Bin Stations

Single, double bin stations with tray return, cleaner's cupboard. 120L or 240L. Stainless steel frame. Laminate, v-groove compact laminate options.

Description

The Whitehaven Bin with tray return and cleaners cupboard is the ultimate food court bin. Tried and tested over many decades, this bestseller's hardy stainless steel frame protects the bin from trolley damage and is sure to outperform your expectations. Finishes include laminate, v-groove compact laminate options. Available in an extensive range of sizes with optional cleaners storage cupboard.

Sustainability

Certified Materials

We use laminates that carry internationally recognised Environmental Product Declarations (EPDs).

Recycled Materials

We locally source our steel. It means we know it uses recycled content and is 100% recyclable.

Low Pollutants

Our powder-coating process doesn't emit Volatile Organic Compounds (VOCs) and has Environmental Product Declarations (EPDs).

Finishes

Tray Return

5WL texture minimises visual impact of scratching

Flap

Stainless steel, satin polished

Frame

Stainless steel, satin polished

Panels

Indoor

Laminate, vertical v-groove compact laminate

Outdoor Undercover

Vertical v-groove Alfresco compact laminate

Colours

Choose from Laminex multipurpose colours or custom specify your own

Internal Chute

Silver powder-coated steel

Fittings

D handles for easy opening, commercial strength magnetic catches and heavy duty commercial butt hinges

Signage

Engraved enamel lettering on the flap

WHITEHAVEN BIN + CLEANERS CUPBOARD

Bins » Bin Stations

Powder Coat	Palladium Silver (satin)
Dimensions	<u>120L</u> Single 1000mmW x 690mmD x 1330mmH Double 1570mmW x 690mmD x 1330mmH <u>240L</u> Single 1160mmW x 880mmD x 1470mmH Double 1890mmW x 880mmD x 1470mmH
Capacity	<u>120L</u> Single 1 x 120L wheelie bin Double 2 x 120L wheelie bins <u>240L</u> Single 1x 240L wheelie bin Double 2 x 240L wheelie bins Wheelie bin not included - available on request.
Frame	Stainless steel, satin polished
Signage	Bins come with engraved enamel filled lettering on the flaps. This can be customised to your project or go with our standard design.
Made In	Australia
Lead Time	4-6 weeks
Assembly & Delivery	Due to their weight, double Whitehaven bins will require a forklift to receive delivery of goods.
Fixing Detail	Surface fixed by others. Anchors not included.

WHITEHAVEN BIN + CLEANERS CUPBOARD

Bins » Bin Stations

Care Instructions

Laminates | Laminex®

A damp cloth will remove spills and greasy spots. Rub with a clean dry cloth to bring back brightness. Occasionally clean with mild dishwashing detergent. To remove heavy build-up of dirt use cleaners such as Mr Muscle, Windex or Ajax Spray n Wipe spray cleaners.

Do not use strongly acidic, alkaline cleaners or bleach for normal cleaning as these might etch the surface

Powder-Coat

Carefully remove any loose surface deposits with a wet sponge or soft bristled brush.

Use a soft (non-abrasive) cloth or brush and a diluted solution of mild detergent and warm water.

Ensure surfaces are thoroughly rinsed with clean fresh water after cleaning to remove all residues.

Never use thinners, abrasive cleaning agents, alcohol-based, acid or alkali cleaning agents.

Stainless Steel

Wash the surface regularly using warm water containing soap or mild detergents and rinse the surface with fresh water after cleaning.

When polishing the surface with a soft dry cloth to ensure all moisture is removed, follow the direction of the grain finish.

Use a brush or soft damp cloth to remove loose deposits. Use a cream cleanser and soft cloth for difficult deposits.

Use "Star Brite Rust Stain Remover" to remove tea staining and "Star Brite Chrome & Stainless Steel Polish" to protect the surface after cleaning.

Never use cleaners containing harsh abrasives or high bleach contents. Prolonged contact with chlorine-based cleaners will cause surface pitting, which cannot be repaired.

Never use abrasive materials such as scouring pads, steel wool or metallic scrapers.

For stubborn stains or where "deep cleaning" is required, a mild abrasive cleaner or rust remover may be required.

Warranty

5-year warranty. View the [warranty](#) for more details.

WHITEHAVEN BIN + CLEANERS CUPBOARD

Bins » Bin Stations

Additional Comments

Heavy duty SHS steel frame ensures Whitehaven will stand the test of time in heavy duty environments.

D handles for easy opening with commercial strength magnetic catches.

Heavy duty butt hinges will keep your doors level and issue free throughout the life of the bin.

How to Specify

Select your size - single and cleaners cupboard, double and cleaners cupboard

Select your capacity - 120 or 240L

Select your panel finish - laminate or V-groove compact

WHITEHAVEN BIN + CLEANERS CUPBOARD

Bins » Bin Stations

Colour & Finish Options




Laminex® Laminate
Licorice Linea




Laminex® Laminate
Natural Walnut



Laminex® Laminate
Elegant Oak



Laminex® Laminate
Classic Oak



Laminex® Laminate
Calm Oak



Laminex® Laminate
Seasoned Oak



Laminex® Laminate
Black



Laminex® Laminate
Charcoal



Laminex® Laminate
Lava Grey




Laminex® Laminate
Limed Concrete




Laminex® Laminate
Figured Limestone



Laminex® Laminate
White Valencia



Stainless Steel Satin
Finish



Core Powder-Coat
Palladium Silver Satin