

# LEURA BIN

Bins » Bin Housings



Designed by: **Botton + Gardiner**

# LEURA BIN

Bins » Bin Housings



Stainless Steel Satin Finish




Core Powder-Coat White Satin



Core Powder-Coat Black Satin



Core Powder-Coat Charcoal Satin



Core Powder-Coat Palladium Silver Satin



Core Powder-Coat Matt Black Matt



Core Powder-Coat Pearl White Gloss



Solid Powder-Coat Coffee Satin



Solid Powder-Coat Cove Satin



Solid Powder-Coat Monument Matt



Solid Powder-Coat Medium Bronze Kinetic Flat



Textured Powder-Coat Core Ten Textured Metallic



Textured Powder-Coat Asteroid Textured Metallic



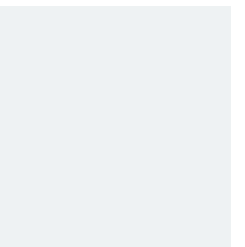
Textured Powder-Coat Bass Textured Metallic




Textured Powder-Coat Textura Black




Textured Powder-Coat Textura Monument



Textured Powder-Coat Textura White



Signature Powder-Coat Deep Ocean Satin




Signature Powder-Coat Wedgewood Satin



Signature Powder-Coat Mangrove Satin



Signature Powder-Coat Territory Red Satin




Signature Powder-Coat Claypot Satin



Signature Powder-Coat Paperbark Satin



Bold Powder-Coat Bondi Blue Gloss



Bold Powder-Coat Leaf Satin

# LEURA BIN

Bins » Bin Housings



Bold Powder-Coat  
Sensation Gloss



Bold Powder-Coat  
Lobster Satin



Bold Powder-Coat  
Moonlight Satin



# LEURA BIN

Bins » Bin Housings

Detailed single, double bin housings with a hood and open sides for outdoor use. Panels featuring cut-out designs in 27 powder-coat finishes.

**Description** The detailed design of the Leura bin housing mirrors its functional nature. The exposed steel frame, open sides, external hinges and compression lock offer effortless access, while matching panels maximise the 360° visual impact that make it ideal for streetscapes, parks or campuses. Available in single and double capacities, Leura bin housing features cut-out designs, a stainless or powder-coated steel frame and an aluminium hood in 27 powder-coat colours.

**Made In** Australia

**Dimensions**

120L  
Single  
605mmW x 640mmD x 1200mmH

Double  
1175mmW x 640mmD x 1200mmH

240L  
Single  
740mmW x 820mmD x 1370mmH

Double  
1450mmW x 820mmD x 1370mmH

**Capacity**

120L  
Single  
1 x 120L wheelie bin

Double  
2 x 120L wheelie bins

240L  
Single  
1 x 240L wheelie bin

Double  
2 x 240L wheelie bins

Wheelie bin not included - available on request.

**Frame** Stainless steel, satin polished or powder-coated steel

# LEURA BIN

Bins » Bin Housings

---

## Powder Coat

### Core

White (satin), Black (satin), Charcoal (satin), Palladium Silver (satin), Matt Black (matt), Pearl White (gloss)

### Solid

Coffee (satin), Cove (satin), Monument (matt), Medium Bronze Kinetic (flat)

### Textured

Core Ten (textured metallic), Asteroid (textured metallic), Bass (textured metallic), Textura Black (textured), Textura Monument (textured), Textura White (textured)

### Signature

Deep Ocean (satin), Wedgewood (satin), Mangrove (satin), Territory Red (matt), Claypot (satin), Paperbark (satin)

### Bold

Bondi Blue (gloss), Leaf (satin), Sensation (gloss), Lobster (satin), Moonlight (satin)

---

## Signage

Standard vinyl decal recycling or general waste or recycling signage for the door and back panel on double bins.

Customise your vinyl signage to represent your brand colours or waste management system.

---

## Finishes

### Frame

Stainless steel, satin or powder-coated steel

### Hood

Powder-coated aluminium

### Front, Back + Side Feature Panels (4 Sides)

Perforated, powder-coated galvanised steel with Speckle, Rain or Windows cut-out design

### Fittings

Compression lock prevents door rattling

---

## Sustainability

### Recycled Materials

We locally source our steel and aluminium. It means we know it uses recycled content and is 100% recyclable.

### Low Pollutants

Our powder-coating process doesn't emit Volatile Organic Compounds (VOCs) and has Environmental Product Declarations (EPDs).

---

## Warranty

5-year warranty. View the [warranty](#) for more details.

---

# LEURA BIN

Bins » Bin Housings

---

Lead Time 4-6 weeks

---

Assembly & Delivery Shipped fully assembled on pallets.

---

Fixing Detail Surface fixed by others. Anchors not included.

---

How to Specify  
Select your size - single or double  
Select your capacity - 120 or 240L  
Select your feature panel design  
Select your feature panel powder-coat colour  
Select your hood powder-coat colour  
Select your frame finish and powder-coat colour

---

Care Instructions  
Powder-Coat  
Carefully remove any loose surface deposits with a wet sponge or soft bristled brush.  
  
Use a soft (non-abrasive) cloth or brush and a diluted solution of mild detergent and warm water.  
  
Ensure surfaces are thoroughly rinsed with clean fresh water after cleaning to remove all residues.  
  
Never use thinners, abrasive cleaning agents, alcohol-based, acid or alkali cleaning agents.

---

Customisable Leura is locally made and customisable to your requirements.

---