

BELLERIVE BIN

Bins » Bin Housings



Designed by: **Botton + Gardiner**

BELLERIVE BIN


Bins » Bin Housings




Hardwood Blackbutt
UV-Resistant Oil



Hardwood Spotted
Gum UV-Resistant
Oil



Hardwood Merbau
UV-Resistant Oil



Hardwood Mixed Red
UV-Resistant Oil Pine



Hardwood Mixed Red
UV-Resistant Oil
Mahogany




Hardwood Mixed Red
UV-Resistant Oil
Ebony



Core Powder-Coat
Black Satin



Core Powder-Coat
Charcoal Satin



Core Powder-Coat
Palladium Silver Satin



Core Powder-Coat
White Satin



Core Powder-Coat
Matt Black Matt



Solid Powder-Coat
Coffee Satin



Solid Powder-Coat
Cove Satin



Solid Powder-Coat
Monument Matt



Core Powder-Coat
Pearl White Gloss



Solid Powder-Coat
Medium Bronze
Kinetic Flat



Textured Powder-
Coat Asteroid
Textured Metallic



Textured Powder-
Coat Bass Textured
Metallic



Textured Powder-
Coat Textura Black



Textured Powder-
Coat Core Ten
Textured Metallic




Textured Powder-
Coat Textura




Signature Powder-
Coat Deep Ocean



Signature Powder-
Coat Wedgewood



Signature Powder-
Coat Mangrove Satin



Textured Powder-
Coat Textura White


BELLERIVE BIN

Bins » Bin Housings


Monument



Signature Powder-Coat Territory Red Satin



Signature Powder-Coat Claypot Satin



Signature Powder-Coat Paperbark Satin

Satin

Satin



Bold Powder-Coat Bondi Blue Gloss



Bold Powder-Coat Leaf Satin



Bold Powder-Coat Sensation Gloss



Bold Powder-Coat Lobster Satin



Bold Powder-Coat Moonlight Satin



BELLERIVE BIN

Bins » Bin Housings

Detailed single, double bin housings with a hood for outdoor use. Panels on all 4 sides feature hardwood battens in 5 colour options.

Description The detailed design of the Bellerive bin housing mirrors its functional nature. The exposed steel frame, external hinges and compression lock offer effortless access, while matching panels maximise the 360° visual impact that make it ideal for streetscapes, parks or campuses. Available in single and double capacities, Bellerive bin housing features hardwood battens on all 4 sides in 5 colour options, a stainless steel frame and an aluminium hood in 27 powder-coat colours.

Made In Australia

Dimensions

120L
Single
585mmW x 660mmD x 1190mmH

Double
1165mmW x 660mmD x 1190mmH

240L
Single
685mmW x 835mmD x 1295mmH

Double
450mmW x 820mmD x 1370mmH

Capacity

120L
Single
1 x 120L wheelie bin

Double
2 x 120L wheelie bins

240
Single
1 x 240L wheelie bin

Double
2 x 240L wheelie bins

Wheelie bin not included - available on request.

Batten Type Hardwood
Blackbutt, Spotted Gum, Mixed Red - Clear, Mahogany, Ebony Oil

Frame Stainless steel frame

BELLERIVE BIN

Bins » Bin Housings

Powder Coat

Core

White (satin), Black (satin), Charcoal (satin), Palladium Silver (satin), Matt Black (matt), Pearl White (gloss)

Solid

Coffee (satin), Cove (satin), Monument (matt), Medium Bronze Kinetic (flat)

Textured

Core Ten (textured metallic), Asteroid (textured metallic), Bass (textured metallic), Textura Black (textured), Textura Monument (textured), Textura White (textured)

Signature

Deep Ocean (satin), Wedgewood (satin), Mangrove (satin), Territory Red (matt), Claypot (satin), Paperbark (satin)

Bold

Bondi Blue (gloss), Leaf (satin), Sensation (gloss), Lobster (satin), Moonlight (satin)

Signage

Standard vinyl decal signage for the door and back panel of all sizes.

Optional additional arched vinyl decals for side panels are available.

Customise your vinyl signage to represent your brand colours or waste management system.

Finishes

Frame

Stainless steel

Hood

Powder-coated aluminium

Front, Back + Side Panels (4 Sides)

Hardwood

Blackbutt, Spotted Gum, Mixed Red - Pine, Mahogany, Ebony Oil

Fittings

Compression lock prevents door rattling

BELLERIVE BIN

Bins » Bin Housings

Sustainability	<p>Certified Hardwood All hardwood is sourced from sustainable forests certified by the Program for the Endorsement of Forest Certification (PEFC), the world's largest forestry certification system.</p> <p>Recycled Materials We locally source our steel and aluminium. It means we know it uses recycled content and is 100% recyclable.</p> <p>Low Pollutants Our powder-coating process doesn't emit Volatile Organic Compounds (VOCs) and has Environmental Product Declarations (EPDs).</p>
Warranty	5-year warranty. View the warranty for more details.
Lead Time	4-6 weeks
Assembly & Delivery	Shipped fully assembled on pallets.
Fixing Detail	Surface fixed by others. Anchors not included.
How to Specify	Select your size - single or double Select your capacity - 120 or 240L Select your hardwood batten colour for the panels on all 4 sides Select your hood powder-coat colour Select any optional extras - recycling limiter

BELLERIVE BIN

Bins » Bin Housings

Care Instructions

Hardwood

Cleaning

Remove any loose surface deposits with a soft bristled brush and wipe down with fresh water and a non-abrasive cloth.

Oiling

Oiling of timber will postpone natural greying, repel moisture, improve mould resistance, help maintain a smooth surface texture and enhance the grain and colour.

To maintain, lightly sand rough areas of timber and brush on one coat of timber decking oil every 6 months or as required.

Powder-Coat

Cleaning

Carefully remove any loose surface deposits with a wet sponge or soft bristled brush.

Use a soft (non-abrasive) cloth or brush and a diluted solution of mild detergent and warm water.

Ensure surfaces are thoroughly rinsed with clean fresh water after cleaning to remove all residues.

Never use thinners, abrasive cleaning agents, alcohol-based, acid or alkali cleaning agents.

Customisable

Bellerive is locally made and customisable to your requirements.

Opt to add the attention grabbing bold yellow and red powder-coats to your hoods.

Opt to add the recycling limiter hood to limit waste entering the recycling channel for more efficient collection.

Additional Comments

The double capacity splits your waste streams, managing recycling easily at the source.

Easily understood and visible vinyl signage on the door and back bin panels for efficient waste sorting at point of collection.

Compression lock tightens with a turn of the key and prevents rattling noise for peaceful streets.

Heavy duty butt hinges will keep your doors level and issue free throughout the life of the bin.
