

PROSPECT BOLLARD

Accessories » Bollards



Collection: **Prospect**

Designed by: **Botton + Gardiner**

PROSPECT BOLLARD

Accessories » Bollards



Hot-Dip Galvanised
Steel




Core Powder-Coat
White Satin



Core Powder-Coat
Black Satin



Core Powder-Coat
Charcoal Satin



Core Powder-Coat
Palladium Silver Satin



Core Powder-Coat
Matt Black Matt



Core Powder-Coat
Pearl White Gloss



Solid Powder-Coat
Coffee Satin



Solid Powder-Coat
Cove Satin



Solid Powder-Coat
Monument Matt



Solid Powder-Coat
Medium Bronze
Kinetic Flat



Textured Powder-
Coat Core Ten
Textured Metallic



Textured Powder-
Coat Asteroid
Textured Metallic




Textured Powder-
Coat Bass Textured
Metallic



Textured Powder-
Coat Textura Black



Textured Powder-
Coat Textura
Monument



Textured Powder-
Coat Textura White



Signature Powder-
Coat Deep Ocean
Satin




Signature Powder-
Coat Wedgewood
Satin



Signature Powder-
Coat Mangrove Satin



Signature Powder-
Coat Territory Red
Satin



Signature Powder-
Coat Claypot Satin



Signature Powder-
Coat Paperbark Satin



Bold Powder-Coat
Bondi Blue Gloss



Bold Powder-Coat
Leaf Satin

PROSPECT BOLLARD


Accessories » Bollards



Bold Powder-Coat
Sensation Gloss



Bold Powder-Coat
Lobster Satin



Bold Powder-Coat
Moonlight Satin



PROSPECT BOLLARD

Accessories » Bollards

Simple, robust bollard made from a standard steel “I” beam, with a circular opening for a barrier chain or cable. Powder-coat or galvanised finishes.

Description	Featuring striking asymmetrical forms and robust materials that are based on our competition-winning designs for the Western Sydney Parklands Trust, the Prospect bollard is ideal for parkland and urban environments. Made from a standard steel “I” beam and available in 27 powder-coat colours or a galvanised finish, the bollard design features folded edge details and a circular opening for a barrier chain or cable. Highly functional, the simple, robust bollard complements and sits within many public spaces to create a protective or architectural perimeter.
Made In	Australia
Dimensions	Surface fixed: 250mmW x 175mmD x 810mmH Sub-surface fixed: 250mmW x 175mmD x 810mmH (+ 200mm sub-surface)
Frame	Hot-dip galvanised or powder-coated steel
Powder Coat	Core White (satin), Black (satin), Charcoal (satin), Palladium Silver (satin), Matt Black (matt), Pearl White (gloss) Solid Coffee (satin), Cove (satin), Monument (matt), Medium Bronze Kinetic (flat) Textured Core Ten (textured metallic), Asteroid (textured metallic), Bass (textured metallic), Textura Black (textured), Textura Monument (textured), Textura White (textured) Signature Deep Ocean (satin), Wedgewood (satin), Mangrove (satin), Territory Red (matt), Claypot (satin), Paperbark (satin) Bold Bondi Blue (gloss), Leaf (satin), Sensation (gloss), Lobster (satin), Moonlight (satin)

PROSPECT BOLLARD

Accessories » Bollards

Sustainability

Recycled Materials
We locally source our steel. It means we know it uses recycled content and is 100% recyclable.

Low Pollutants
Our powder-coating process doesn't emit Volatile Organic Compounds (VOCs) and has Environmental Product Declarations (EPDs).

Warranty 5-year warranty. View the [warranty](#) for more details.

Lead Time 4-6 weeks

Assembly & Delivery Shipped fully assembled on pallets.

Fixing Detail Fixed by others - surface or sub surface. Anchors not included.

How to Specify

Select your finish
Select your fixing type

PROSPECT BOLLARD

Accessories » Bollards

Care Instructions

Powder-Coat

Carefully remove any loose surface deposits with a wet sponge or soft bristled brush.

Use a soft (non-abrasive) cloth or brush and a diluted solution of mild detergent and warm water.

Ensure surfaces are thoroughly rinsed with clean fresh water after cleaning to remove all residues.

Never use thinners, abrasive cleaning agents, alcohol-based, acid or alkali cleaning agents.

Hot-Dip Galvanised Steel

For general cleaning of bulk contaminants such as dirt and the like, ordinary laundry soaps can be satisfactorily used.

For more stubborn or larger areas, the use of a low-pressure wash (eg. a gurney gun) with just pure water or in conjunction with proprietary cleaning materials, such as car wash or truck wash, can be effective. It is important that the steel be washed down with fresh water after cleaning.

The cleaning treatment of the galvanising should be conservative at first and then if the situation demands, the treatment can become steadily more aggressive. Also, wherever some form of mechanical abrasion or “scrubbing” is required, the use of a hard, plastic bristle brush is recommended. Steel bristle brushes are not to be used since they will cause discolouration.

Mechanical methods of cleaning zinc surfaces can cause aesthetic issues. The “cleaned” areas are likely to contrast with adjacent untreated surfaces and may take a significant period of time to weather to a uniform colour. If aesthetics is a large concern, it is advisable to first test the cleaning method in an inconspicuous area in case the aesthetic effect is unappealing.

Additional Comments

Optional plastic orange reflectors to increase visibility.
