

TERRAIN PLINTH BENCH

Seating » Benches



Collection: **Terrain**

Designed by: **Botton + Gardiner**

TERRAIN PLINTH BENCH


Seating » Benches



Hardwood Blackbutt
UV-Resistant Oil



Hardwood Spotted
Gum UV-Resistant
Oil



Hardwood Merbau
UV-Resistant Oil



Hardwood Mixed Red
UV-Resistant Oil
Clear



Hardwood Mixed Red
UV-Resistant Oil
Mahogany




Hardwood Mixed Red
UV-Resistant Oil
Ebony



Core Powder-Coat
Black Satin



Core Powder-Coat
Charcoal Satin



Core Powder-Coat
Palladium Silver Satin



Core Powder-Coat
White Satin



Core Powder-Coat
Matt Black Matt



Solid Powder-Coat
Coffee Satin



Solid Powder-Coat
Cove Satin



Solid Powder-Coat
Monument Matt



Core Powder-Coat
Pearl White Gloss



Solid Powder-Coat
Medium Bronze
Kinetic Flat



Textured Powder-
Coat Asteroid
Textured Metallic




Textured Powder-
Coat Bass Textured
Metallic




Textured Powder-
Coat Textura Black



Textured Powder-
Coat Core Ten
Textured Metallic




Textured Powder-
Coat Textura




Signature Powder-
Coat Deep Ocean



Signature Powder-
Coat Wedgewood



Signature Powder-
Coat Mangrove Satin



Textured Powder-
Coat Textura White

TERRAIN PLINTH BENCH


Seating » Benches

Monument




Signature Powder-Coat Territory Red Satin

Satin



Signature Powder-Coat Claypot Satin



Signature Powder-Coat Paperbark Satin

Satin



Bold Powder-Coat Bondi Blue Gloss



Bold Powder-Coat Leaf Satin



Bold Powder-Coat Sensation Gloss



Bold Powder-Coat Lobster Satin



Bold Powder-Coat Moonlight Satin



TERRAIN PLINTH BENCH

Seating » Benches

Contemporary wall-mounted seating. Solid, trapezoidal, hardwood battens in 5 colours with a sleek steel frame in 27 zinc-primed powder-coat finishes.

Description	The juxtaposition of solid, hardwood battens and a sleek steel frame is unified with trapezoidal design elements that add strength and visual appeal to the Terrain plinth bench. Finishes include 5 hardwood and 27 zinc-primed powder-coat colours. Terrain is a high-quality collection that adds a robust, contemporary feel to public spaces.
Made In	Australia
Dimensions	2100mmW x 400mmD Recommended installed seat height: 450mmH
Batten Type	Hardwood Blackbutt, Spotted Gum, Mixed Red - Pine, Mahogany, Ebony Oil
Frame	Hot-dip galvanised or zinc-primed powder-coated steel
Powder Coat	Core White (satin), Black (satin), Charcoal (satin), Palladium Silver (satin), Matt Black (matt), Pearl White (gloss) Solid Coffee (satin), Cove (satin), Monument (matt), Medium Bronze Kinetic (flat) Textured Core Ten (textured metallic), Asteroid (textured metallic), Bass (textured metallic), Textura Black (textured), Textura Monument (textured), Textura White (textured) Signature Deep Ocean (satin), Wedgewood (satin), Mangrove (satin), Territory Red (matt), Claypot (satin), Paperbark (satin) Bold Bondi Blue (gloss), Leaf (satin), Sensation (gloss), Lobster (satin), Moonlight (satin)

TERRAIN PLINTH BENCH

Seating » Benches

Sustainability	<p>Certified Hardwood All hardwood is sourced from sustainable forests certified by the Program for the Endorsement of Forest Certification (PEFC), the world's largest forestry certification system.</p> <p>Recycled Materials We locally source our steel. It means we know it uses recycled content and is 100% recyclable.</p> <p>Low Pollutants Our powder-coating process doesn't emit Volatile Organic Compounds (VOCs) and has Environmental Product Declarations (EPDs).</p>
Warranty	5-year warranty. View the warranty for more details.
Lead Time	6-8 weeks
Assembly & Delivery	Shipped fully assembled on pallets.
Fixing Detail	Fixed by others to an existing plinth. Anchors not included.
How to Specify	Select your batten finish Select your frame finish

TERRAIN PLINTH BENCH

Seating » Benches

Care Instructions

Hardwood

Cleaning

Remove any loose surface deposits with a soft bristled brush and wipe down with fresh water and a non-abrasive cloth.

Oiling

Oiling of timber will postpone natural greying, repel moisture, improve mould resistance, help maintain a smooth surface texture and enhance the grain and colour.

To maintain, lightly sand rough areas of timber and brush on one coat of timber decking oil every 6 months or as required.

Powder-Coat

Cleaning

Carefully remove any loose surface deposits with a wet sponge or soft bristled brush.

Use a soft (non-abrasive) cloth or brush and a diluted solution of mild detergent and warm water.

Ensure surfaces are thoroughly rinsed with clean fresh water after cleaning to remove all residues.

Never use thinners, abrasive cleaning agents, alcohol-based, acid or alkali cleaning agents.

Additional Comments

Hardwood is treated with a UV-resistant oil finish.
