

# AVENUE PLINTH BENCH

Seating » Benches



Collection: **Avenue**

Designed by: **Botton + Gardiner**

# AVENUE PLINTH BENCH

Seating » Benches



Hardwood Blackbutt  
UV-Resistant Oil



Hardwood Spotted  
Gum UV-Resistant  
Oil




Hardwood Merbau  
UV-Resistant Oil



Hardwood Mixed Red  
UV-Resistant Oil  
Clear



Hardwood Mixed Red  
UV-Resistant Oil  
Mahogany



Hardwood Mixed Red  
UV-Resistant Oil  
Ebony



Galvanised Steel



Core Powder-Coat  
White Satin




Core Powder-Coat  
Black Satin



Core Powder-Coat  
Charcoal Satin



Core Powder-Coat  
Palladium Silver Satin



Core Powder-Coat  
Matt Black Matt



Core Powder-Coat  
Pearl White Gloss



Solid Powder-Coat  
Coffee Satin




Solid Powder-Coat  
Cove Satin



Solid Powder-Coat  
Monument Matt



Solid Powder-Coat  
Medium Bronze  
Kinetic Flat



Textured Powder-  
Coat Core Ten  
Textured Metallic




Textured Powder-  
Coat Asteroid  
Textured Metallic




Textured Powder-  
Coat Bass Textured  
Metallic




Textured Powder-  
Coat Textura Black




Textured Powder-  
Coat Textura



Textured Powder-  
Coat Textura White



Signature Powder-  
Coat Deep Ocean



Signature Powder-  
Coat Wedgewood

# AVENUE PLINTH BENCH

Seating » Benches

Monument

Satin


Satin



Signature Powder-Coat Mangrove Satin



Signature Powder-Coat Territory Red Satin



Signature Powder-Coat Claypot Satin



Signature Powder-Coat Paperbark Satin




Bold Powder-Coat Bondi Blue Gloss



Bold Powder-Coat Leaf Satin




Bold Powder-Coat Sensation Gloss



Bold Powder-Coat Lobster Satin



Bold Powder-Coat Moonlight Satin



# AVENUE PLINTH BENCH

Seating » Benches

Modern, wall-mounted, plinth bench. Hardwood battens in 5 colours with a triangular steel frame in 27 powder-coat colours or a galvanised finish.

**Description** Rectangular battens and a steel frame combine to deliver a modern wall-mounted plinth bench design that takes its cues from 20th century industrial design. The functional feel and light appearance of the Avenue plinth bench complements and sits within most public spaces. Finishes include 5 hardwood batten colours and 27 powder-coat finishes or a galvanised finish.

**Made In** Australia

**Dimensions** Hardwood  
1800mmW x 430mmD  
2100mmW x 430mmD  
30mm thick hardwood  
Recommended installed seat height: 450mm

**Batten Type** Hardwood  
Blackbutt, Spotted Gum, Mixed Red - Clear, Mahogany, Ebony Oil

**Frame** Powder-coated steel or hot-dip galvanised steel.  
Optional 316 stainless steel in matt textured frame finish available on request.

**Powder Coat** Core  
White (satin), Black (satin), Charcoal (satin), Palladium Silver (satin), Matt Black (matt), Pearl White (gloss)  
Solid  
Coffee (satin), Cove (satin), Monument (matt), Medium Bronze Kinetic (flat)  
Textured  
Core Ten (textured metallic), Asteroid (textured metallic), Bass (textured metallic), Textura Black (textured), Textura Monument (textured), Textura White (textured)  
Signature  
Deep Ocean (satin), Wedgewood (satin), Mangrove (satin), Territory Red (matt), Claypot (satin), Paperbark (satin)  
Bold  
Bondi Blue (gloss), Leaf (satin), Sensation (gloss), Lobster (satin), Moonlight (satin)

# AVENUE PLINTH BENCH

Seating » Benches

---

|                     |   |
|---------------------|---|
| Sustainability      | <p><b>Certified Hardwood</b><br/>All hardwood is sourced from sustainable forests certified by the Program for the Endorsement of Forest Certification (PEFC), the world's largest forestry certification system.</p> <p><b>Recycled Materials</b><br/>We locally source our steel. It means we know it uses recycled content and is 100% recyclable.</p> <p><b>Low Pollutants</b><br/>Our powder-coating process doesn't emit Volatile Organic Compounds (VOCs) and has Environmental Product Declarations (EPDs).</p> |
| Warranty            | 5-year warranty. View the <a href="#">warranty</a> for more details.  |
| Lead Time           | 6-8 weeks   |
| Assembly & Delivery | Shipped fully assembled on pallets.   |
| Fixing Detail       | Fixed to existing plinth by others.<br>Anchors not included.  |
| How to Specify      | Select your length<br>Select your batten finish<br>Select your frame finish<br>Select your fixing type  |

---

# AVENUE PLINTH BENCH

Seating » Benches

---

## Care Instructions

### Hardwood

#### Cleaning

Remove any loose surface deposits with a soft bristled brush and wipe down with fresh water and a non-abrasive cloth.

#### Oiling

Oiling of timber will postpone natural greying, repel moisture, improve mould resistance, help maintain a smooth surface texture and enhance the grain and colour.

To maintain, lightly sand rough areas of timber and brush on one coat of timber decking oil every 6 months or as required.

### Powder-Coat

#### Cleaning

Carefully remove any loose surface deposits with a wet sponge or soft bristled brush.

Use a soft (non-abrasive) cloth or brush and a diluted solution of mild detergent and warm water.

Ensure surfaces are thoroughly rinsed with clean fresh water after cleaning to remove all residues.

Never use thinners, abrasive cleaning agents, alcohol-based, acid or alkali cleaning agents.

### Hot-Dip Galvanised Steel

For general cleaning of bulk contaminants such as dirt and the like, ordinary laundry soaps can be satisfactorily used.

For more stubborn or larger areas, the use of a low-pressure wash (eg. a gurney gun) with just pure water or in conjunction with proprietary cleaning materials, such as car wash or truck wash, can be effective. It is important that the steel be washed down with fresh water after cleaning.

The cleaning treatment of the galvanising should be conservative at first and then if the situation demands, the treatment can become steadily more aggressive. Also, wherever some form of mechanical abrasion or “scrubbing” is required, the use of a hard, plastic bristle brush is recommended. Steel bristle brushes are not to be used since they will cause discolouration.

Mechanical methods of cleaning zinc surfaces can cause aesthetic issues. The “cleaned” areas are likely to contrast with adjacent untreated surfaces and may take a significant period of time to weather to a uniform colour. If aesthetics is a large concern, it is advisable to first test the cleaning method in an inconspicuous area in case the aesthetic effect is unappealing.

---

## Customisable

As this item is made to order locally, custom lengths are available on request.

---

# AVENUE PLINTH BENCH

Seating » Benches

---

## Additional Comments

Hardwood is treated with a UV-resistant oil finish.

As this item is made to order locally, custom lengths are available on request.

---