

CONNECT CIRCLE PLANTER LARGE LOW BENCH



Collections: **Connect**

Designed By: **Botton + Gardiner**

Applications: **Outdoor, Indoor**

CONNECT CIRCLE PLANTER LARGE LOW BENCH



CONNECT CIRCLE PLANTER LARGE LOW BENCH

Modern, modular, circle planter with bench seating in a large low size with Blackbutt hardwood battens and a steel frame in 27 powder-coat colours.

Description

Connect circle planter large low modular bench seating is versatile, durable, and sustainable, making it suitable for a wide range of outdoor or indoor spaces. This is a stand-alone seating module or can be paired with the range of 18 seating modules, consisting of geometric shapes, and interlocking elements that can transform any public space into a social hub.

Choose from circular or oblong seating designs with integrated urban planters and tiered heights to create simple to complex configurations. Designed in-house and made locally, Connect features certified Blackbutt hardwood battens with bullnose edging and a steel frame in 27 VOC-free powder-coat colours that can be customised to suit your project.

Sustainability

Certified Hardwood

Blackbutt is locally sourced and certified by the Program for the Endorsement of Forest Certification (PEFC), the world's largest forestry certification system.

Recycled Materials

We locally source our steel. It means we know it uses recycled content and is 100% recyclable.

Low Pollutants

Our powder-coating process doesn't emit Volatile Organic Compounds (VOCs) and has Environmental Product Declarations (EPDs).

Powder Coat

Core

White (satin), Black (satin), Charcoal (satin), Palladium Silver (satin), Matt Black (matt), Pearl White (gloss)

Solid

Coffee (satin), Cove (satin), Monument (matt), Medium Bronze Kinetic (flat)

Textured

Core Ten (textured metallic), Asteroid (textured metallic), Bass (textured metallic), Textura Black (textured), Textura Monument (textured), Textura White (textured)

Signature

Deep Ocean (satin), Wedgewood (satin), Mangrove (satin), Territory Red (matt), Claypot (satin), Paperbark (satin)

Bold

Bondi Blue (gloss), Leaf (satin), Sensation (gloss), Lobster (satin), Moonlight (satin)

CONNECT CIRCLE PLANTER LARGE LOW BENCH

Dimensions	Ø2315mmW x 715mmH Seat height: 18" (450mm) Hardwood battens: 140mmW x 42mm thickness Spacing: 5mm gap between battens
Batten Type	Class 1 + Select Grade Hardwood: Blackbutt with bullnose edging
Frame	Powder-coated, pre-galvanised steel
Made In	Australia
Lead Time	6-8 weeks
Assembly & Delivery	Shipped fully assembled on pallets.
Fixing Detail	Fixed by others. Fix direct to a concrete slab or through pavers and into a concrete slab. Depending on the location, the seating modules can be placed without them being fixed to a slab.

CONNECT CIRCLE PLANTER LARGE LOW BENCH

Care Instructions

Hardwood

Cleaning

Remove any loose surface deposits with a soft bristled brush and wipe down with fresh water and a non-abrasive cloth.

Oiling

Oiling of timber will postpone natural greying, repel moisture, improve mould resistance, help maintain a smooth surface texture and enhance the grain and colour.

To maintain, lightly sand rough areas of timber and brush on one coat of timber decking oil every 6 months or as required.

Powder-Coat

Cleaning

Carefully remove any loose surface deposits with a wet sponge or soft bristled brush.

Use a soft (non-abrasive) cloth or brush and a diluted solution of mild detergent and warm water.

Ensure surfaces are thoroughly rinsed with clean fresh water after cleaning to remove all residues.

Never use thinners, abrasive cleaning agents, alcohol-based, acid or alkali cleaning agents.

Warranty

5-year warranty. View the [warranty](#) for more details.

Additional Comments

Hardwood is treated with a UV-resistant oil finish.

Integrated lighting and power on request.

A planter liner is not included.

How to Specify

Select your batten finish

Select your frame finish

CONNECT CIRCLE PLANTER LARGE LOW BENCH


Colour & Finish Options



Hardwood Blackbutt
UV-Resistant Oil



Core Powder-Coat
White Satin



Core Powder-Coat
Black Satin



Core Powder-Coat
Charcoal Satin




Core Powder-Coat
Palladium Silver Satin



Core Powder-Coat
Matt Black Matt



Core Powder-Coat
Pearl White Gloss



Solid Powder-Coat
Coffee Satin



Solid Powder-Coat
Cove Satin




Solid Powder-Coat
Monument Matt



Solid Powder-Coat
Medium Bronze
Kinetic Flat




Textured Powder-
Coat Core Ten
Textured Metallic




Textured Powder-
Coat Asteroid
Textured Metallic



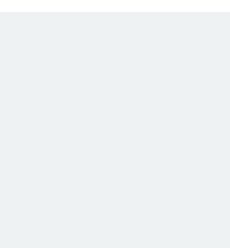
Textured Powder-
Coat Bass Textured
Metallic



Textured Powder-
Coat Textura Black



Textured Powder-
Coat Textura
Monument



Textured Powder-
Coat Textura White




Signature Powder-
Coat Deep Ocean
Satin



Signature Powder-
Coat Wedgewood
Satin



Signature Powder-
Coat Mangrove Satin



CONNECT CIRCLE PLANTER LARGE LOW BENCH

Signature Powder-Coat Territory Red Satin

Signature Powder-Coat Claypot Satin

Signature Powder-Coat Paperbark Satin

Bold Powder-Coat Bondi Blue Gloss

Bold Powder-Coat Leaf Satin



Bold Powder-Coat Sensation Gloss



Bold Powder-Coat Lobster Satin



Bold Powder-Coat Moonlight Satin